

Published by :



PETERSON PRESS

(A unit of Naman Publishing (INDIA) Pvt. Ltd.)

**Behind Silver Line School,
Laxmipuram, Rajpur Chungi, Agra**

New Edition

© All rights reserved.

No part of this book may be reproduced or copied in any form or by any means (graphic, electronic or mechanical, including photocopying, recording, taping, or information retrieval system) or reproduced on any disc, tape, perforated media or other information storage device, etc., without the written permission of the publishers.

Every effort has been made to avoid errors or omissions in this publication. In spite of this, some errors might have crept in. Any mistake, error or discrepancy noted may be brought to our notice and it shall be taken care of in the next edition. It is notified that neither the publishers nor the author or seller will be responsible for any damage or loss of any kind, in any manner, therefrom.

Designed by :

Team Naman

The contents, transparencies, illustrations and layout of this book are the sole property of NAMAN PUBLISHING (INDIA) PVT. LTD., Agra and are copyrighted. Any reproduction in whole or in part in any form what so ever is strictly prohibited.

The Brainy Activities



Preface

Learning should be fun, especially in kindergarten. Kindergarten worksheets are very useful in helping children learn and reinforce basic concepts in an interesting way.

Worksheets in this series cover the following content for the kindergarteners.

- **Mathematics** : Topics include identification of numbers, numbers in sequence, counting, before-after-between, more and less, comparison of numbers, and identification of common shapes.
- **General knowledge** : Topics can include animals, birds, fruits and vegetables, parts of the body, vehicles, things we eat, days of the week, people at work, and things we do.
- **Colouring**
- **English** : Identification of capital letters and small letters, letters in sequence, matching pictures with letters, matching pictures with words, words with short vowel sounds, writing simple words, on and in, opposites, colours, and one and many.
- **Hindi** : Hindi alphabet, letters formation and identification.

The worksheets you find in this collection are funfilled and interesting with nice pictures, cartoons, and vivid illustrations



Kindergarten Activities

Look What I Did !

Colour the box for each completed page.

Page 1	Page 2	Page 3	Page 4	Page 5	Page 6	Page 7	Page 8	Page 9	Page 10
Page 11	Page 12	Page 13	Page 14	Page 15	Page 16	Page 17	Page 18	Page 19	Page 20
Page 21	Page 22	Page 23	Page 24	Page 25	Page 26	Page 27	Page 28	Page 29	Page 30
Page 31	Page 32	Page 33	Page 34	Page 35	Page 36	Page 37	Page 38	Page 39	Page 40
Page 41	Page 42	Page 43	Page 44	Page 45	Page 46	Page 47	Page 48	Page 49	Page 50
Page 51	Page 52	Page 53	Page 54	Page 55	Page 56	Page 57	Page 58	Page 59	Page 60
Page 61	Page 62	Page 63	Page 64	Page 65	Page 66	Page 67	Page 68	Page 69	Page 70
Page 71	Page 72	Page 73	Page 74	Page 75	Page 76	Page 77	Page 78	Page 79	Page 80
Page 81	Page 82	Page 83	Page 84	Page 85	Page 86	Page 87	Page 88	Page 89	Page 90
		Page 91	Page 92	Page 93	Page 94	Page 95	Page 96		



Colouring


Name : _____

Date : _____

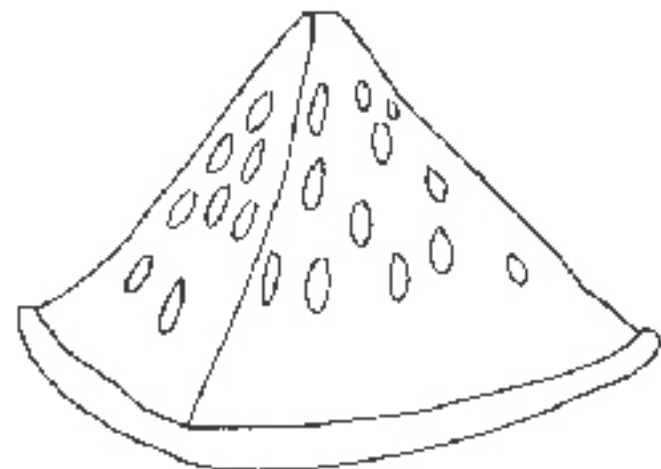
Colour the fruits. Circle your favourite fruit.



apple



pineapple



watermelon



grapes



orange



banana

Teacher's Remark



Good



V. Good



Excellent



Book_A

Teacher's Signature _____



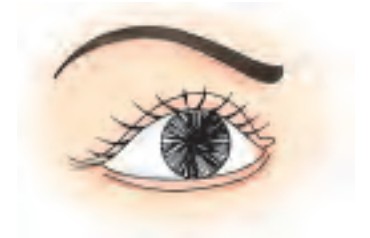


My Five Senses

Name :

Date :

Draw a line to match the picture that relates best to each sense.



Teacher's Remark

😊 Good

😊 V. Good

😊 Excellent



Book_A

Teacher's Signature _____



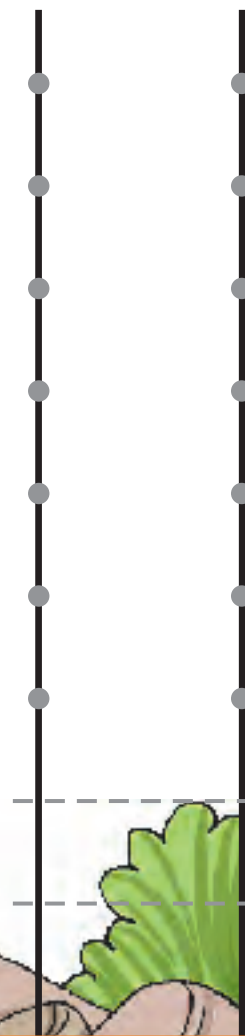



Sleeping Lines

Name :

Date :

Trace and draw some more sleeping lines for the ladders to help the monkeys to get the coconuts.



Discuss with students that sleeping, standing, slanting lines help us to write numbers and letters. Like-A, T,... etc. and 1, 7,... etc.

Teacher's Remark

Good

V. Good

Excellent



Book_A

Teacher's Signature



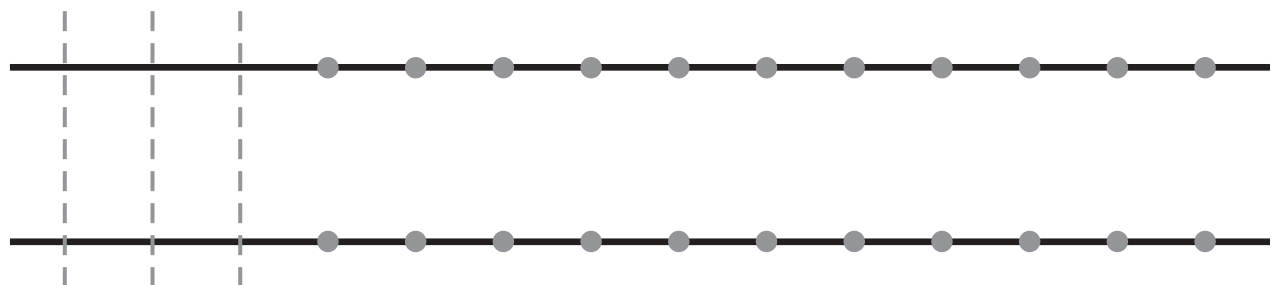
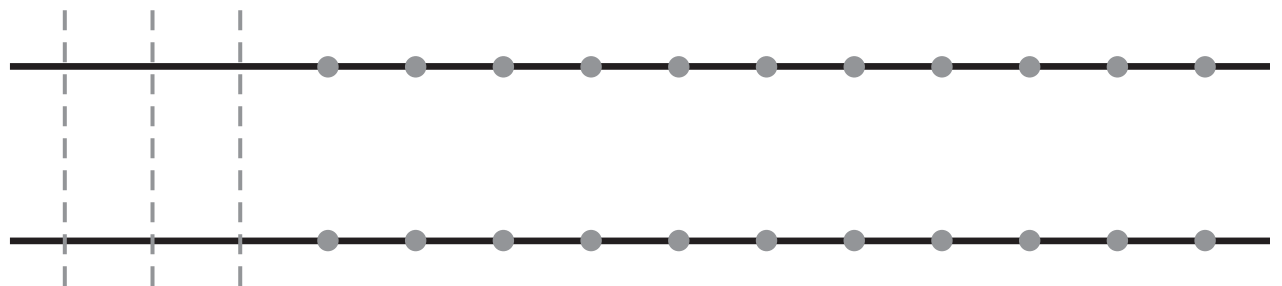
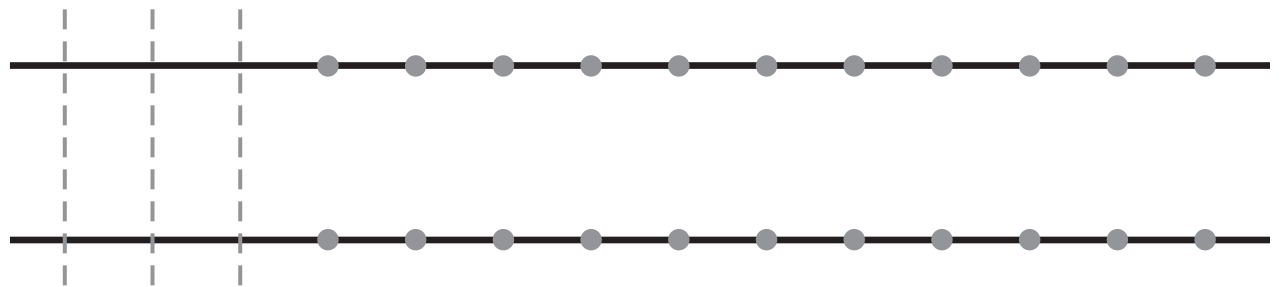


Standing Lines

Name : _____

Date : _____

Trace and draw some standing lines to finish the train tracks. You can use different crayons.



Teacher's Remark



Good



V. Good



Excellent

Teacher's Signature _____





Curves



Name :

Date :

Trace the given curves. Then draw the remaining on your own. Use different crayons.



Teacher's Remark



Good



V. Good



Excellent

Teacher's Signature






Circles

Name :


Date :

Trace the circles to make wheels for the buses. Draw the remaining ones on your own.



Paste the picture of any circular object here.

Draw a circle on your own.



Teacher's Remark



Good



V. Good



Excellent



Teacher's Signature





More on Circles

Name :

Date :

Trace and draw some more circles to make some more bubbles. Colour them too.



Teacher's Remark



Good



V. Good



Excellent

Teacher's Signature



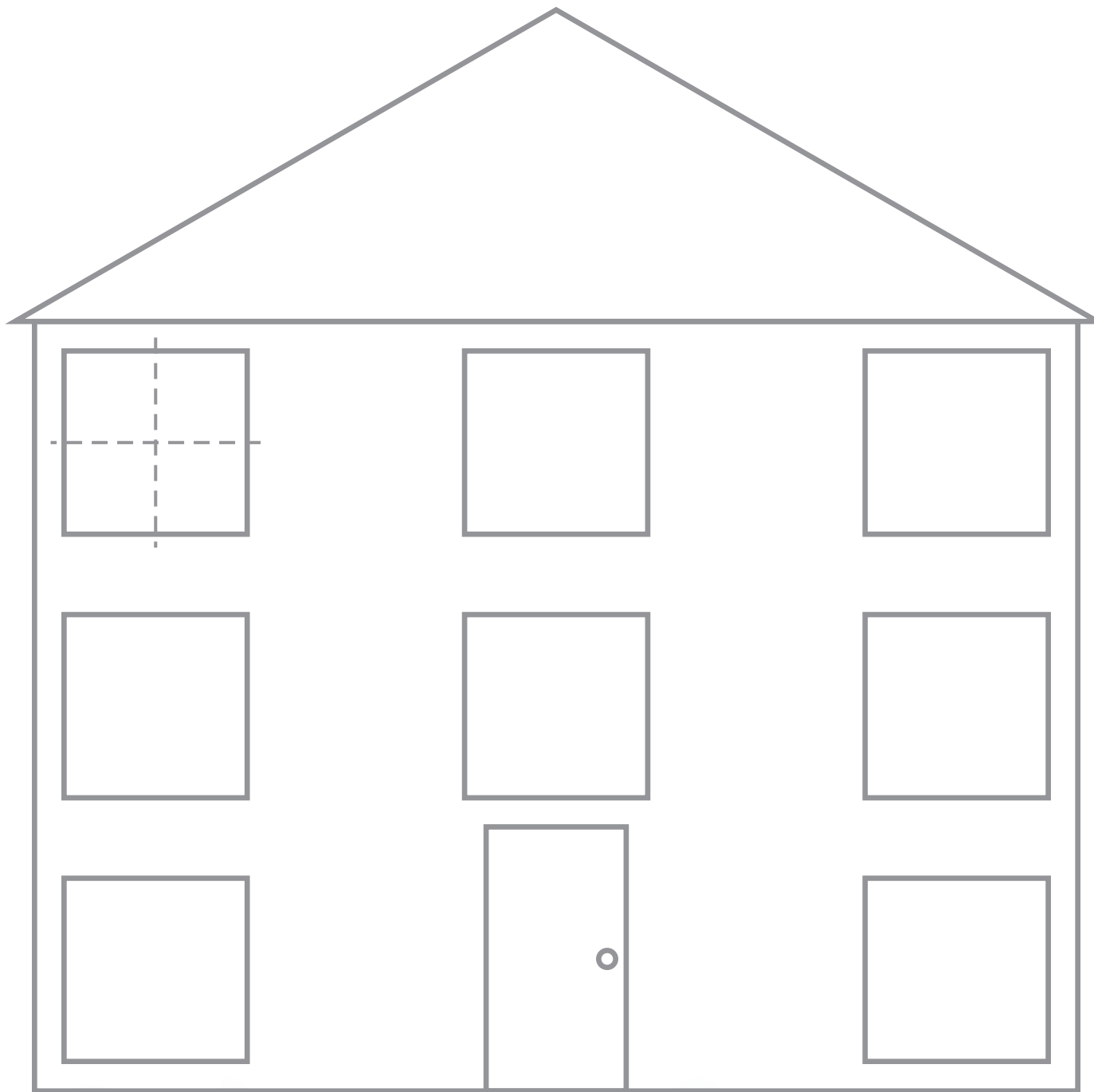


Making Plus

Name :

Date :

Draw some crosses to make windows for the house. Then colour the picture.



Teacher's Remark



Good



V. Good



Excellent



Book_A

Teacher's Signature




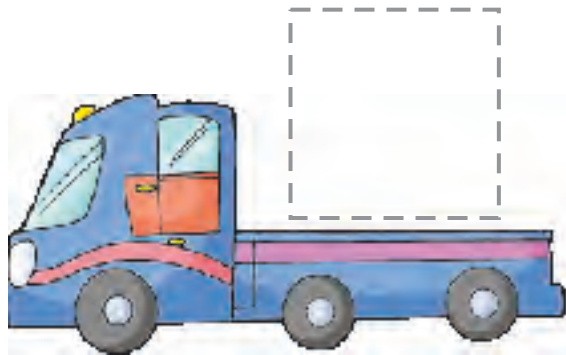


Making Squares

Name : _____

Date : _____

Trace and draw some squares to finish loading the trucks. Colour each.



Discuss with students the names of the things that are **square**.

Teacher's Remark



Good



V. Good



Excellent

Teacher's Signature _____





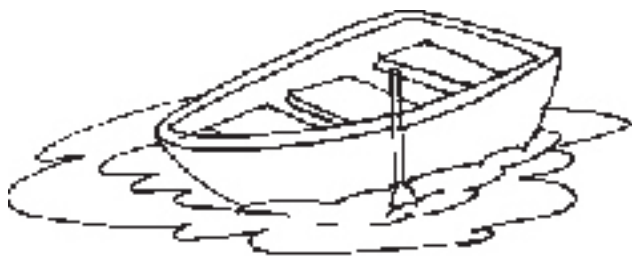


Transport

Name :

Date :

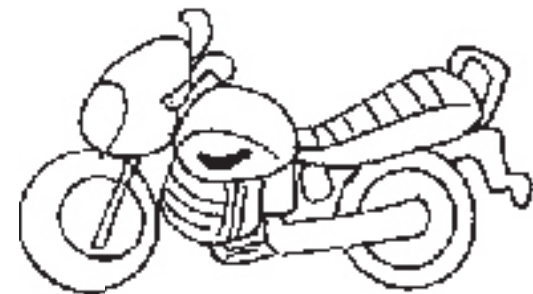
Colour the means of transport below. Where do they move? Match the words with the pictures.



Air

Water

Land



Teacher's Remark



Good



V. Good



Excellent



Teacher's Signature _____





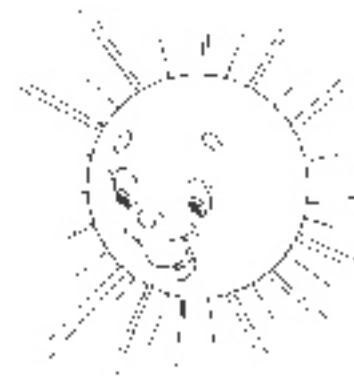
What do Plants Need?

Name :

Date :

Colour the picture. Plants need water, soil, air and sunlight to grow.

Discuss with students the need of water, soil, air and sunlight for living beings.



Teacher's Remark



Good



V. Good



Excellent



Book_A

Teacher's Signature

